

2009 YEAR IN REVIEW



MIFA PROGRAM EXPENSES

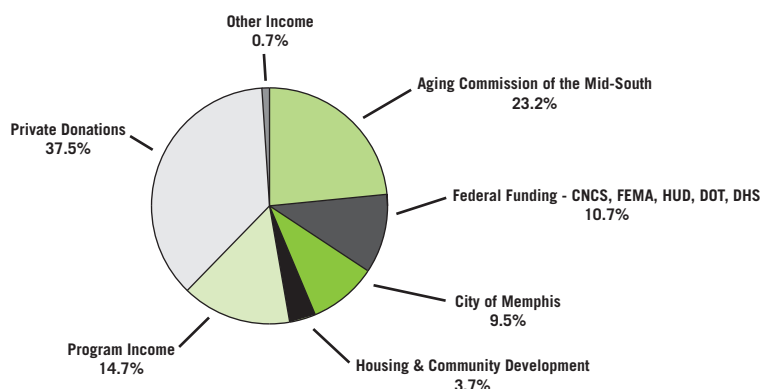
For the fiscal year ending June 30, 2009

	PROGRAM COSTS	TOTAL	PERCENT
STABILIZING AND TRANSFORMING FAMILIES IN CRISIS			
Emergency Services	989,865		
Housing Opportunities	1,249,412		
Les Passess Center	230,170	2,469,447	25.3%
MIFA COMMUNITY			
Easy Meals	68,258		
Thrift Store	518,750	587,008	6.0%
SUSTAINING THE INDEPENDENCE OF SENIORS			
Handyman	465,653		
Meals	3,266,188		
Ombudsman	117,621		
Senior Companion	587,546		
Transit	268,510	4,705,518	48.1%
EQUIPPING URBAN TEENS FOR SUCCESS			
COOL	321,369		
		321,369	3.3%
ADMINISTRATIVE & FUNDRAISING			
Communications	243,164		
Development	752,256		
Administration	697,515		
Total Administrative & Fundraising		1,692,935	17.3%
Total Expenses		9,776,277	100%

Figures do not include Independent Apartments, Inc., MIFA Foundation, or in-kind donations. In addition to the program and operating expenses listed above, MIFA incurred \$234,994 of capital expenditures.

FUNDING SOURCES

	Total	Percent
Aging Commission of the Mid-South	2,273,015	23.2%
Federal Funding - CNCS, FEMA, HUD, DOT, DHS.....	1,046,199	10.7%
City of Memphis	929,252	9.5%
Housing & Community Development	363,097	3.7%
Program Income	1,443,583	14.7%
Private Donations	3,683,708	37.5%
Other Income	73,218	0.7%
TOTAL	\$9,812,072	100%



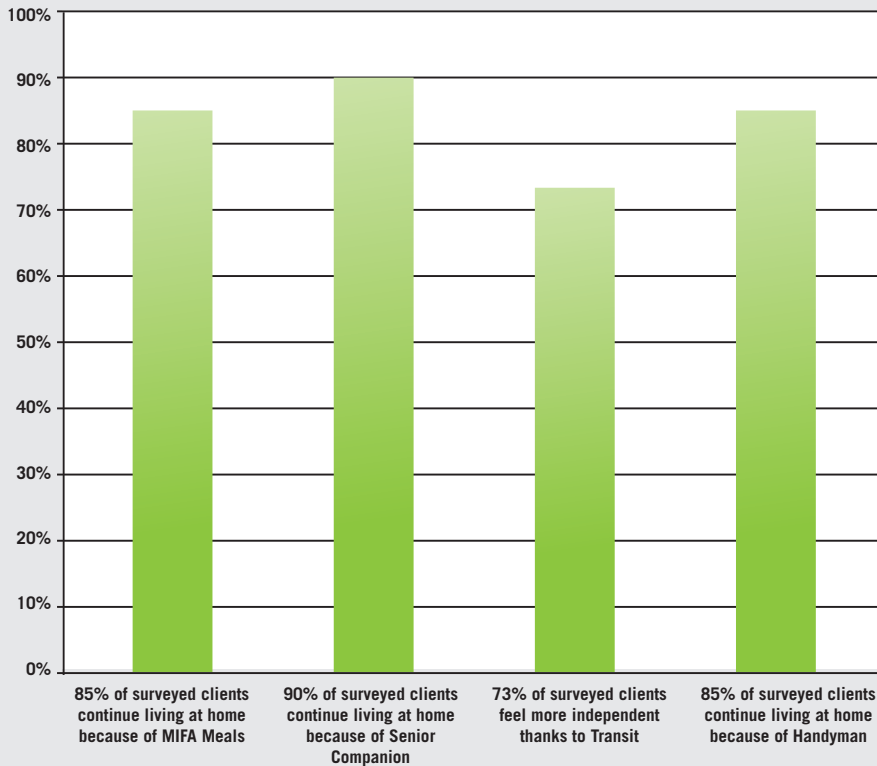
- CNCS** - Corporation for National and Community Service
- DOT** - Department of Transportation
- DHS** - Tennessee Department of Human Services
- FEMA** - Federal Emergency Management Authority
- HUD** - U.S. Department of Housing & Urban Development

MIFA's IMPACT

At MIFA, we are committed to improving the community through our life-changing programs, and we are grateful to the volunteers and donors who help us bring about change.

Every MIFA program defines its goals and measures its successes. Our programs' successes between July 2008 and June 2009 are illustrated in the graphs below.

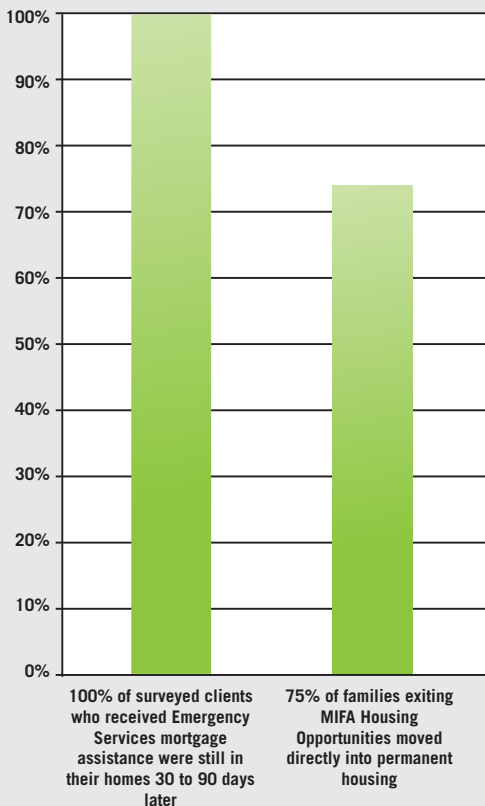
Sustaining the Independence of Seniors



Numbers served, by program area

- Seniors**
12,246 served
- Families in Crisis**
32,022 served
- Urban Teens**
160 served

Stabilizing & Transforming Families in Crisis



Equipping Urban Teens for Success

